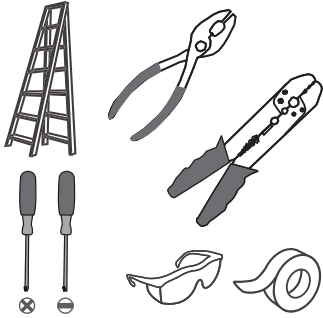


Tools Required



Light Source

14W
LED

⚠ Warnings and Cautions

Turn off the electricity at the circuit breaker before installation.
Consult a licensed electrician if in doubt about installation.

Package Contents

Preparation: Identify and inspect all parts before beginning the installation.

Missing or damaged parts? Contact your original place of purchase.

PARTS BAG



A Crossbar
x 1



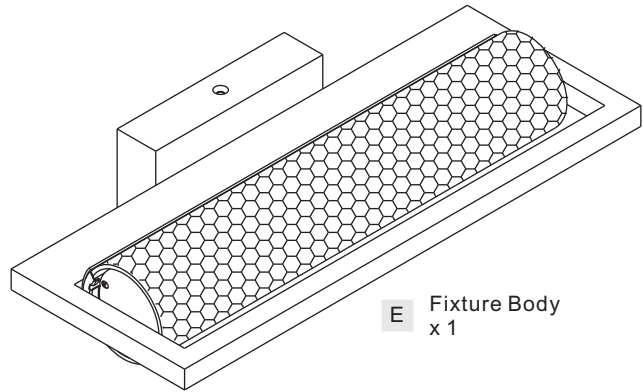
B Lock Screw
x 2



C Outlet Box Screw
x 2



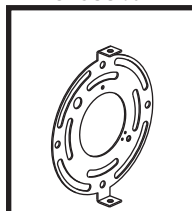
D Wire Connector
x 3



E Fixture Body
x 1

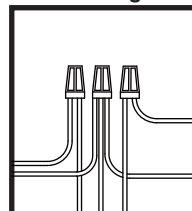
Table of Contents

Crossbar



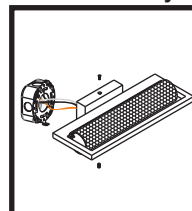
STEP 1

Wiring



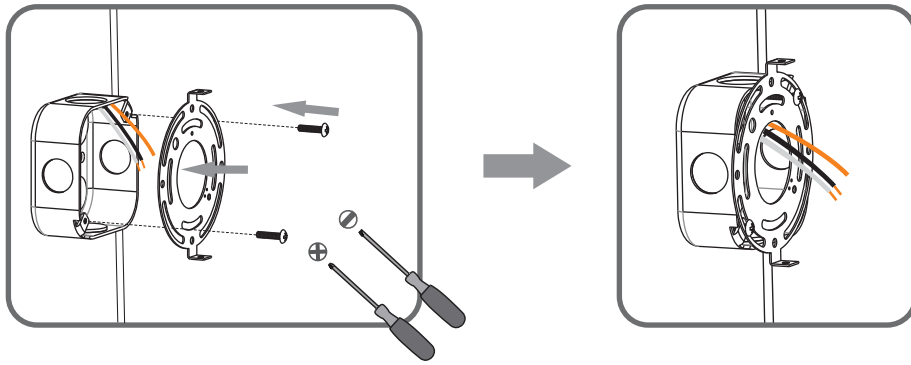
STEP 2

Fixture Body

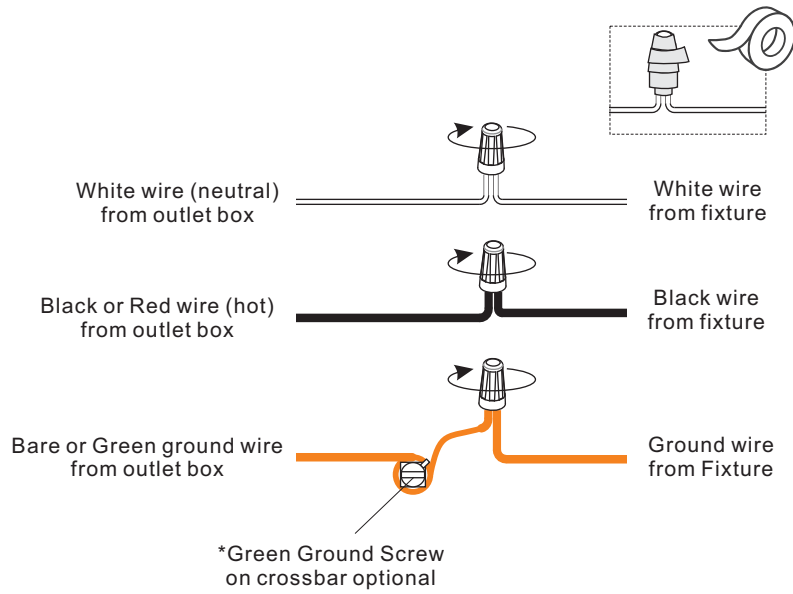


STEP 3

STEP 1



STEP 2



STEP 3

