

Everlume

Ceiling or wall Mounted • Wet Location Listed PROGRESS LED



Description:

Edgelit technology creates a large glare-free and evenly illuminated surface for a variety of applications for both residential and commercial settings. Offering a low-profile design, LED Flush Mount is available in three sizes: 7", 11", and 14", in a White finish. The integrated driver does not recess into junction box, allowing for easy installation into 4" octagonal, 4" round PVC and 4-1/2" ceiling pan junction boxes. Wet location listed and offers a 50,000-hour LED life.


Specifications:

- Diffused polycarbonate lens
- 7" square Everlume Edgelit surface mount with LED technology 3000K, 90 CRI, 1125 lumens (delivered)
- Simple installation to steel mounting plate
- Fixture is adjustable after installation, allowing for easy alignment
- Integrated DC LED power supply capable of flicker-free dimming to 10% brightness with many Triac/Forward Phase and ELV reverse dimmers
- Can be installed to 4" octagonal j-box, 4x1/2" round shallow j-box and 4" round PVC j-box
- Can be mounted on ceiling or wall
- Suitable for use in IC or Non-IC applications
- Meets California Title 24 JA8-2019 and is Energy Star listed
- Suitable for use in clothes closets when installed in accordance with the NEC 410.16 spacing requirements.
- Maximum 25 luminaires on a circuit (without dimmer).
- 50,000 hour rated lifetime.
- Dimmable to 10% brightness (See Dimming Notes)
- Mounting backplate for outlet box included
- 6 in of wire supplied

Performance:


Number of Modules	1
Input Power	15 W
Input Voltage	120 V
Input Frequency	60 Hz
Lumens/LPW (Delivered)	1,125/76 (LM-79)
CCT	3000 K
CRI	90 CRI
Life (hours)	50000 (L70/TM-21)
EMI/RFI	FCC Title 47, Part 15, Class B
Min. Start Temp	-30 °C
Max. Operating Temp	30 °C
Warranty	5 year warranty
Labels	cCSAus Wet Location Listed
	ENERGY STAR® qualified
	Meets California Title 24 JA8-2019

P810019-030-30



Dimensions:

Square: 7 in
 Height: 1-1/8 in



Photometrics:

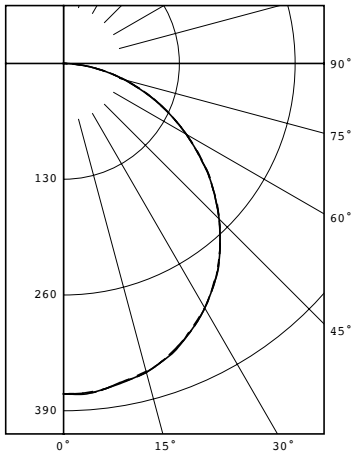
P810019-030-30

ELECTRICAL DATA	P810019-030-30
Input Voltage	120 V
Input Frequency	60 Hz
Input Current	0.128 A
Power Factor	0.97
THD	<20%
EMI/RFI	FCC Title 47, Part 15, Class B
Operating Temperature	-30 °C to 30 °C
Dimming	Yes*
Over-voltage, over-current, short-circuit protected	
*See Dimming Notes for more information	

P810019-030-30
 LED Light Engine: 3000 K 90 CRI
 System Wattage: 15
 Fixture delivered lumens: 1125
 Fixture Efficacy: 76
 Spacing Criteria: 1.27

CANDELA DISTRIBUTION						FLUX
CANDELA	DISTRIBUTION					
	0.0	22.5	45.0	67.5	90.0	
0	371	371	371	371	371	
5	370	370	371	370	371	35
15	358	359	359	359	359	101
25	333	334	334	334	334	154
35	296	297	297	296	297	186
45	247	247	247	247	247	190
55	190	190	189	190	189	170
65	129	129	129	129	129	128
75	71	71	71	71	72	75
85	19	18	18	19	19	21
90	0	0	0	0	0	

ZONAL LUMEN SUMMARY		
ZONE	LUMENS	%FIXT
0-30	290	27.4
0-40	476	44.9
0-60	836	78.8
0-90	1061	100.0
90-180	0	0.0
0-180	1061	100.0



Test 19.01443 Test Date 08/14/19

**Dimming Notes:**

P810019-030-30 is designed to be compatible with many Triac/Forward Phase or ELV/Reverse Phase controls.

The following is a partial list of known compatible dimmer controls.

Dimming Controls:

IDevices IDEV009

Leviton 6681

Leviton IPI06-1LZ

Leviton 6672

Leviton 6674

Lutron NTEVL-300

Lutron DVELV-300P

Lutron AYCL-153P

Lutron SCL-153P

Lutron TGCL-153-PH-WH

Lutron MACL-153M

Dimming capabilities will vary depending on the dimmer control, load, and circuit installation.

Always refer to dimmer manufacturer instructions or a controls specialist for specific requirements.

Dimmer control brand names where identified above are trade names or registered trademarks of each respective company.

P810019-030-30