

Models 5072/5572

Hampton™ R

Swirl-way® Rectangular Whirlpool or Bathtub



Bathtub and Whirlpool Features

- 72" x 42" x 23-1/2" rectangular bathtub
- Sculpted armrests and lumbar backrest
- One pillow
- Two decorative handles
- Mansfield® Limited Ten Year Warranty
- Available in standard colors (white, almond, biscuit and bone) and premium colors (British khaki, sterling silver, black and ice gray)

Basic Whirlpool Features

- Hydro-V back jet system
- Single speed pump
- 1-button electronic keypad
- Color match trim
- Dual air controls

Luxury Whirlpool Features

- Hydro-V back jet system
- Variable speed pump
- 5-button electronic keypad with digital temperature readout
- Metal trim upgrades
- Chromotherapy system
- In-line heater








Model 5072LUX

Options



Cable Drain

Lift and Turn Drain

| Model # | Description | | Model # | Description | |
|---------|----------------------------------|---|---------|--------------------|---|
| SW1319 | Standard Colors |  | PF1320 | Polished Chrome |  |
| SW1320 | Polished Chrome | | PF1321 | Everbrass (PVD) | |
| SW1321 | Everbrass (PVD) | | PF1322 | Brushed Nickel | |
| SW1322 | Brushed Nickel | | PF1323 | Oil Rubbed Bronze | |
| SW1323 | Oil Rubbed Bronze | | SWA200 | Custom Pillow |  |
| SWP150 | Factory Installed Nailing Flange |  | SWAP00 | Nailing Flange Kit |  |

Whirlpool Options

Metal Trim

| Model # | Description | | Model # | Description | |
|---------|-------------------|---|---------|----------------------|---|
| SW1335 | Chrome |  | SWP151 | In-line water heater |  |
| SW1336 | Everbrass (PVD) | | | | |
| SW1337 | Brushed Nickel | | | | |
| SW1338 | Oil Rubbed Bronze | | | | |



MADE IN USA




Models 5072/5572

Hampton™ R

Swirl-way® Rectangular Whirlpool or Bathtub

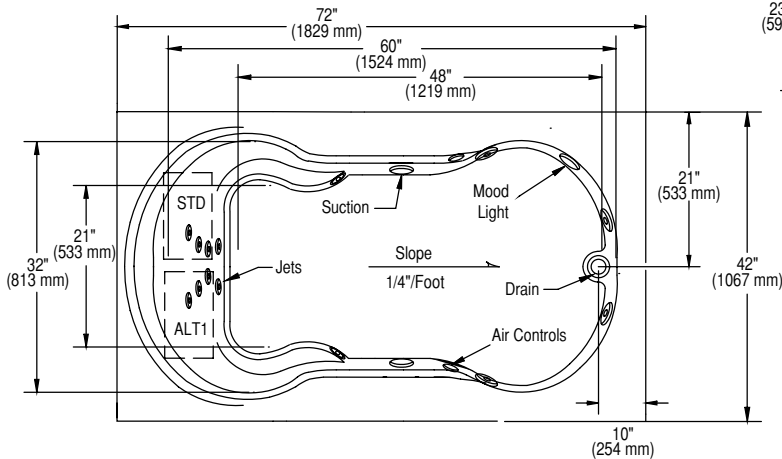


Specifications

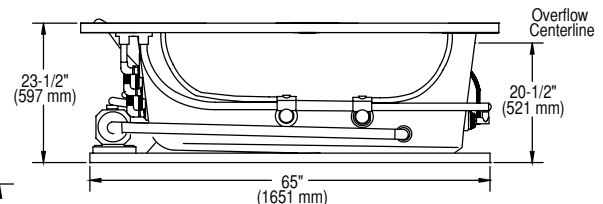
| Model # | Description | Codes/Standards |
|---------|--|---|
| 5572 | 72" X 42" X 24" Oval Bathtub |    |
| 5072BAS | 72" X 42" X 24" Basic Whirlpool Package | |
| 5072LUX | 72" X 42" X 24" Luxury Whirlpool Package | |

| Specification | Description | Specification | Description |
|-------------------------|---|----------------------|--|
| Material | Acrylic, fiberglass reinforced | Number of Jets | 14 |
| Construction | Self-contained, pre-plumbed whirlpool bath, mounted on a pre-leveled base | Water Capacity | 60 gal. (min.) / 80 gal. (max.) |
| Pump Motor | Basic: 1.5 HP Single speed induction pump Luxury: 1.5 HP Variable speed induction pump | Floor Loading Weight | 47 lbs. / sq. ft. (229 kg/m ²) |
| Electrical Requirements | Basic: One 120V, 20 Amp, GFCI dedicated circuit. Optional heater: separate 120V, 20 Amp, GFCI dedicated circuit. Luxury: Two separate 120V, 20 Amp, GFCI dedicated circuits. | Shipping Weight | whirlpool - 175 lbs. bathtub - 155 lbs. |
| On/Off Control | Basic: 1-button electronic control pad Luxury: 5-button electronic control pad with digital readout showing temperature of water, speed of pump and time remaining in 20-minute cycle. | Warranty | Limited Ten Year |

Technical Information

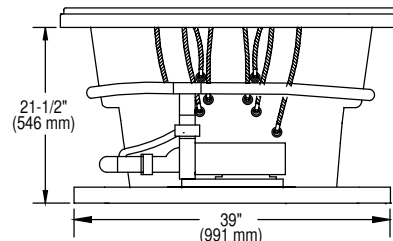


Note: Install this product according to the installation guide.



No apron available on this model

Pump locations are shown for clarity. STD-standard pump location. ALT1-alternate pump location.



Note: Install this product according to the installation guide.
Rough-in measurements may vary 1/4" (+/-)

These dimensions are nominal and subject to change without notice.

When tested for compliance to the requirements of ASME A112.19.7M for "Whirlpool Bath Appliances" and ANSI Z124.1.2M "American National Standard for Plastic Bathtub and Shower Units", the tested units are found to comply and are acceptable for listing under IAPMO R & T.

Certified for permanent electrical connection only.



MADE IN USA