

JASON[®]

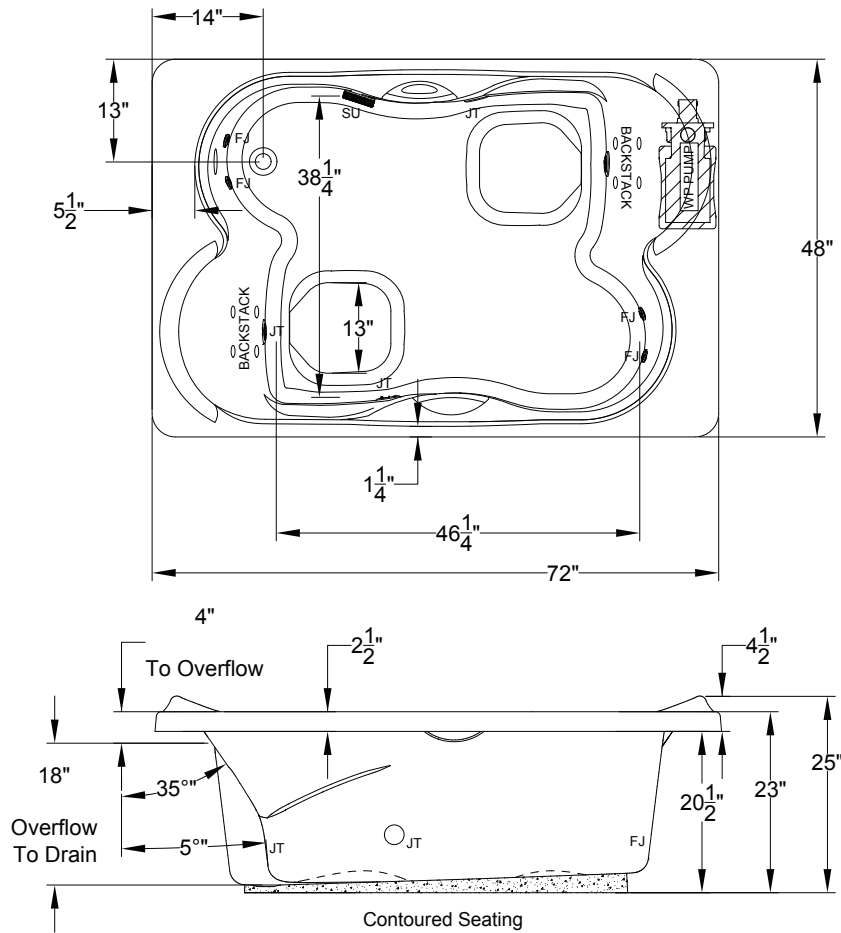
HYDROTHERAPY

8328 MacArthur Dr. • North Little Rock, AR 72118
 501.771.4477 • Fax: 501.771.2333
 Customer Service: 800.255.5766
 www.jasoninternational.com

Designer Collection Specifications

LS640

Whirlpool



Patents received or pending.




Note: Dimensional Tolerances: ±1/4"

Drop-in-Hole Size:	46" x 70"
Operating Capacity:	100 Gal.
Overflow Capacity:	130 Gal.
Floor Loading / sq.ft.:	60.8 lbs.
Carton Weight:	185 lbs.
Cube:	58.8 ft. ³

Note: The pumps extend approximately 1" past the end radius of the bath. This requires angling the bath into the drop-in hole.

Construction: Fiberglass reinforced acrylic bath with Level Form™ full-support base.

We provide products listed with Intertek ETL SEMKO (Edison Testing Laboratories) U.S. and Canadian and with International Association of Plumbing and Mechanical Officials (IAPMO). Consult factory with your listing requirements.

Model	Control Panel	Description
Standard		A 120V system that includes a quiet 1-1/2 HP, 1-speed whirlpool pump, an electronic control, and a 20-minute timer. The keypad also operates the optional Jetted Neck Pillow.
Premier		A 120V system that includes a quiet 1-1/2 HP, 1-speed whirlpool pump, bath heater, (2) Chromatherapy mood lights, Automatic Ozone System, an electronic control, and a 20-minute timer. The keypad also operates the optional Jetted Neck Pillow.
Signature		A 120V system that includes a quiet 1-1/2 HP, 1-speed whirlpool pump, bath heater, (2) Chromatherapy mood lights, Automatic Ozone System, a digital control with LCD display, low water level and temperature sensors, a 20-minute timer, and Bluetooth Sound Immersion System. Control keypad operates the pump, LED Chromatherapy mood lights, optional Jetted Neck Pillow and shows equipment status, water temperature, and time remaining.