




PRODUCT DESCRIPTION

Clear apple shaped glass rest on machined aluminum fonts finished in Satin Brass with integrated LED for even illumination without the glare. The large scale 25 light comes pre-arranged for ease of installation and is perfect for that tall ceiling application.

FINISHES OPTION

 Black / Gold

GLASS

Clear 18

MATERIAL

Aluminum, Steel, Glass

RATINGS

cETLus
Dry Location



ADDITIONAL

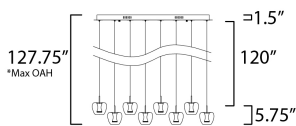
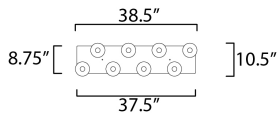
SLOPE: 90
RATED LIFE 30000 Hours
OPERATING TEMPERATURE:
-20°C (-4°F), 40°C (104°F)

MEASUREMENTS

DIMENSION : 38.5" L x 10.5" W x 5.75" H
MAX OAH : 127.75" OAH
CANOPY : 8.75" W x 1.5" H x 37.5" L
HANGING WEIGHT : 14.3 lb

LAMPING

INPUT VOLTAGE : 120V
LUMENS : 4,200 Rated (1,045 Del.)
BULB : 8 x 2.5W LED PCB Integrated , 20W Total
BULB INCLUDED : (Integrated)
DIMMABLE : ELV or Triac CL
CRI : 80+ CRI
COLOR_TEMP : 3000K



*max overall height

Always consult a qualified electrician before installing any lighting product.



WESTERN DISTRIBUTION CENTER (HEADQUARTER)
253 NORTH VINELAND AVE | CITY OF INDUSTRY, CA 91746
EASTERN DISTRIBUTION CENTER
4200 SHIRLEY DR. | ATLANTA, GA 30336
P. 626.956.4200 | F. 626.956.4225 | et2online.com