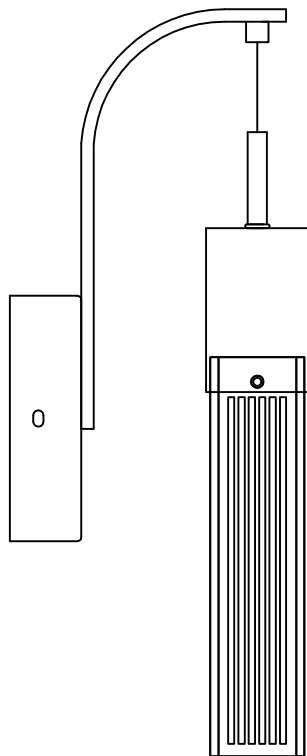




Contemporary Lighting

PRODUCT NAME: Fizz Wall Mount
ITEM NUMBER: E22760-89BZ

Please consult your electrician for hanging fixture and wiring.



The fixture is designed to with a standard Triac forward phase dimmer. Dimming levels will vary by dimmer.

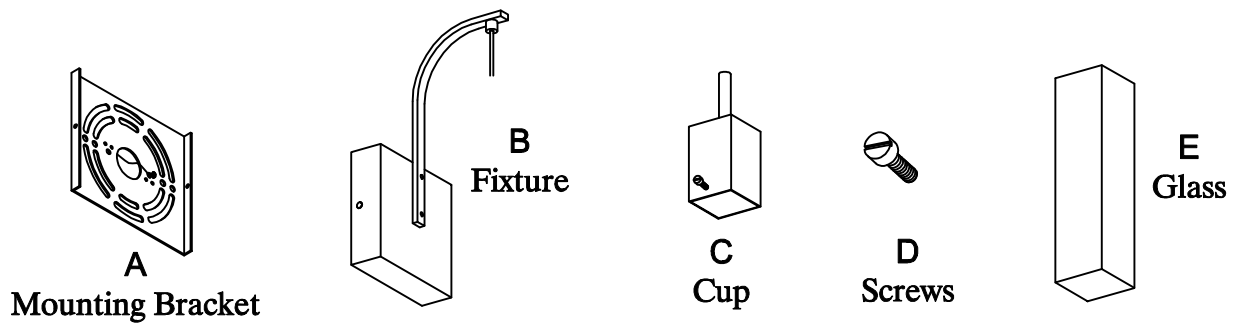
Below is a list of recommended dimmers:

- Lutron MACL-153M
- Lutron DVL-153P
- Lutron SCL-153P
- Leviton IPL06-10Z
- Leviton 6674-POW

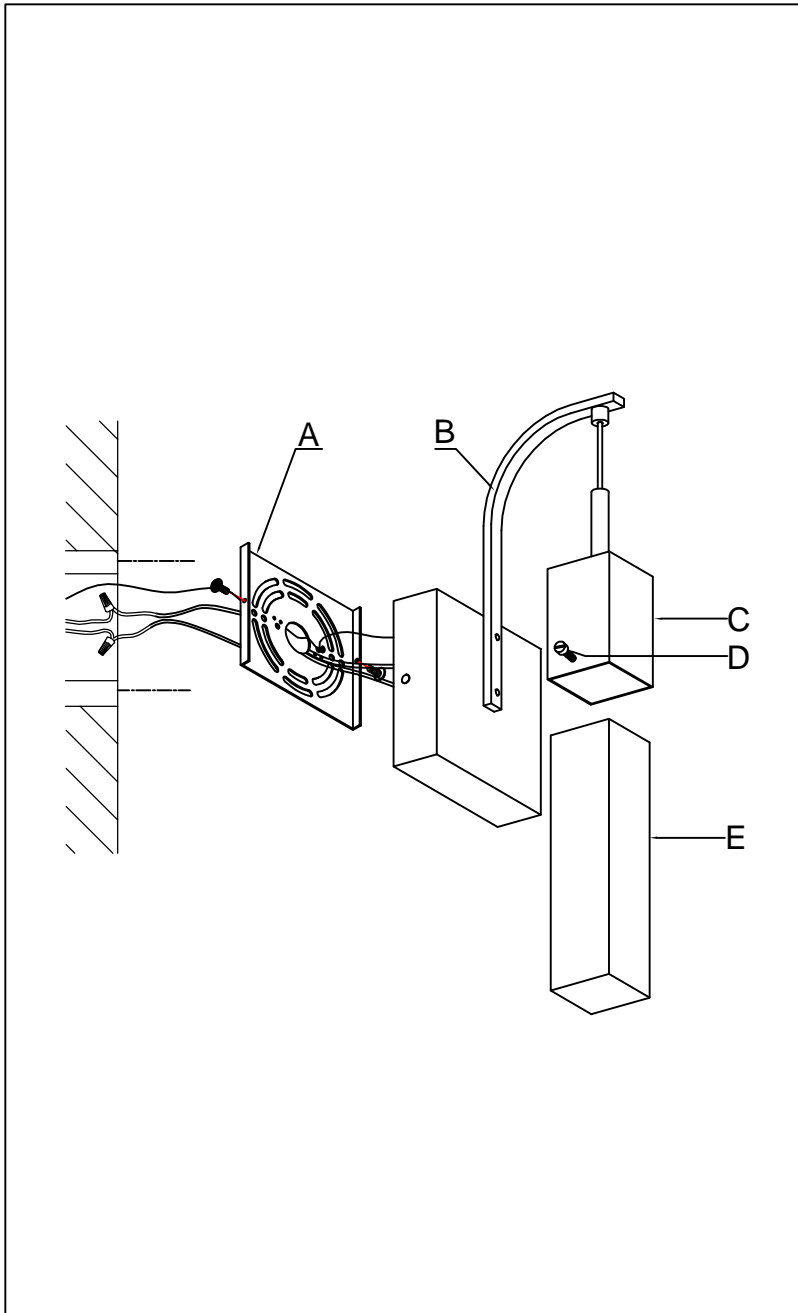
Due to inrush current wattage should not exceed 150 watts of product for a 600 watt dimmer.

WARNING: Wires need to be connected to driver found in canopy and should not connect directly to power source or a short might occur.

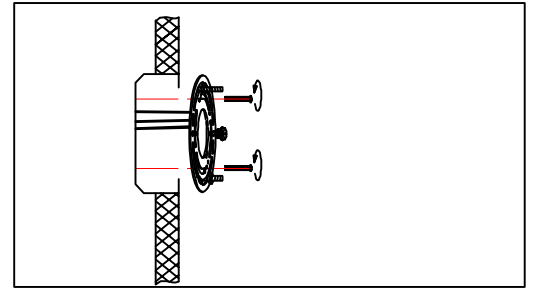
IMPORTANT: Turn off the power at the main fuse or circuit breaker box before starting installation



Locate all hardware & components before discarding packaging

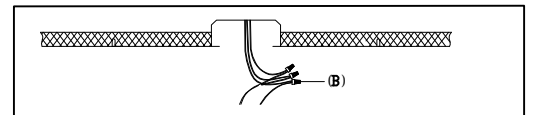


1.)



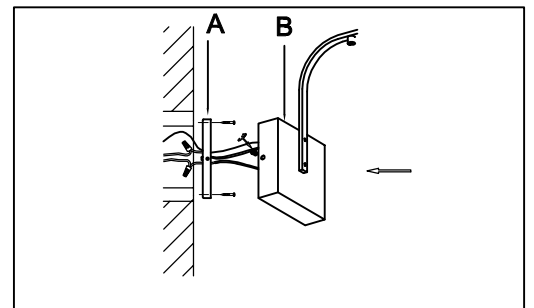
Step 1: Remove mounting bracket (A) from fixture and install to electrical box.

2.)

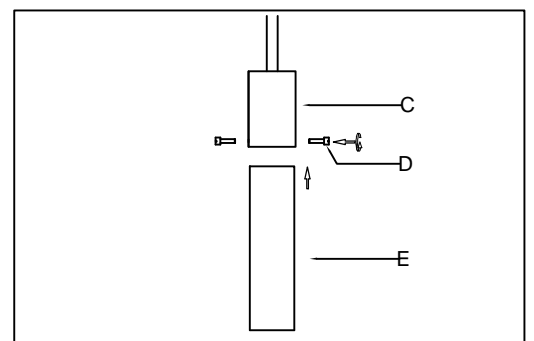


Step 2: Wire fixture to wires in outlet box. Copper wire is for Ground.

3.)



Step 3: Install fixture (B) to bracket (A) and tighten screws at the ends of the canopy to secure to wall.



Step 4: Insert glass (E) into cup (C) and secure using screws (D) provided.

Cleaning & Care:

Clean with soft cloth and a mild detergent.
Do not use abrasive cleaner.