



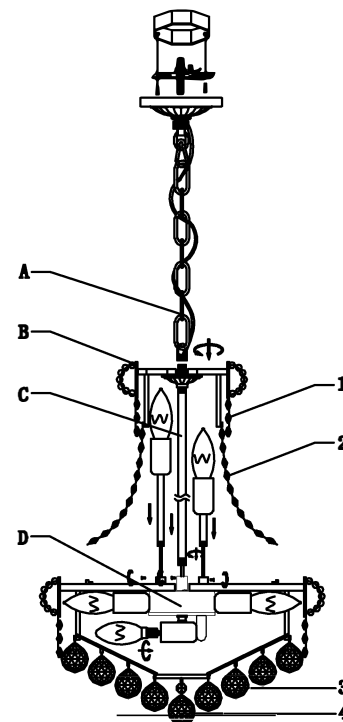
Trade Mark:  
CRYSTAL WORLD INC





Product Name: Pendant lamp  
Model :8001P18G  
120Vac, 60Hz,AC ONLY  
Lamp Size:Ø18"X21"H



## PENDANT LAMP ASSEMBLY INSTRUCTIONS

- 1.Screw part(C) onto the lampbody(D) secure with screw.
- 2.Screw part(B) onto (C) secure with screw.
- 3.Please fix (A) with (B).
- 4.Please wear gloves when you hanging the crystal.
- 5.Install bulbs( NOT INCLUDED),USE 120V E12  8\*40W Max.



- |   |   |   |   |
|---|---|---|---|
| 1   | 2   | 3   | 4   |
|  |  |  |  |
| 14mm*3pcs   | 14mm*10pcs  | 40mm*1PCS   | 14mm*1PCS<br>40mm*1PCS  |
| 99PCS   | 24PCS   | 60PCS   | 1PCS  |

