



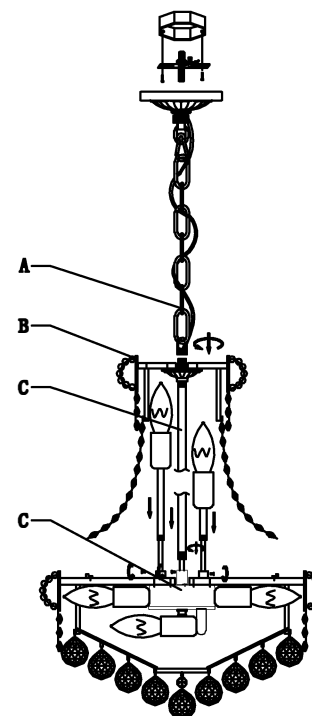
Trade Mark:
CRYSTAL WORLD INC






Product Name: Pendant lamp
Model :8001P18C
120Vac, 60Hz,AC ONLY
Lamp Size:Ø18"X21"H



PENDANT LAMP ASSEMBLY INSTRUCTIONS

- 1.Screw part(C) onto the lampbody(D) secure with screw.
- 2.Screw part(B) onto (C) secure with screw.
- 3.Please fix (A) with (B).
- 4.Please wear gloves when you hanging the crystal.
- 5.Install bulbs(NOT INCLUDED),USE 120V E12  8*40W Max.



- | | | | | |
|---|---|---|---|---|
| 1 | 2 | 3 | 4 | |
|  |  |  |  |  |
| 14mm*3pcs | 14mm*10pcs | 40mm*1PCS | 14mm*1PCS
40mm*1PCS | |
| 99PCS | 24PCS | 60PCS | 1PCS | |