


Trade Mark:
CRYSTAL WORLD INC

Product Name: Ceiling lamp
Model :6603C32C
120Vac, 60Hz,AC ONLY
Lamp size:Ø32"X106"H

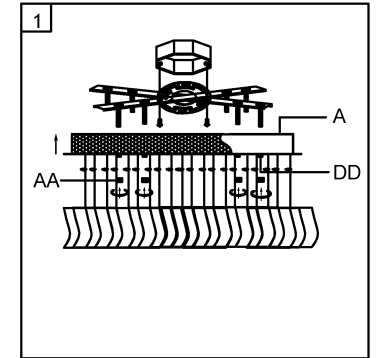


CEILING LAMP ASSEMBLY INSTRUCTIONS

1. Place fixture(A) onto mounting screws (DD). secure with cap nuts (AA).

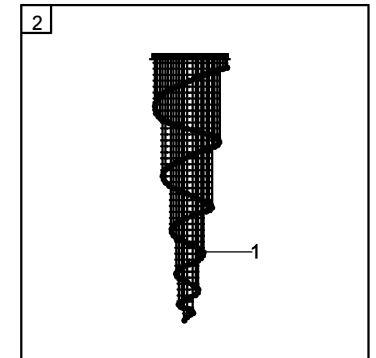
Hardware Used

AA Cap nut X 8
DD Mounting screw X 8



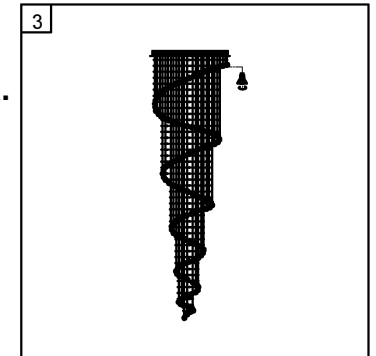
2. Please open the clear plastic bag carefully, and put the crystal(1) to the fixture .

1
40mm*1PCS
115PCS



3. Install light bulbs (not included).

Use bulb
120V GU10 12*35W Max.



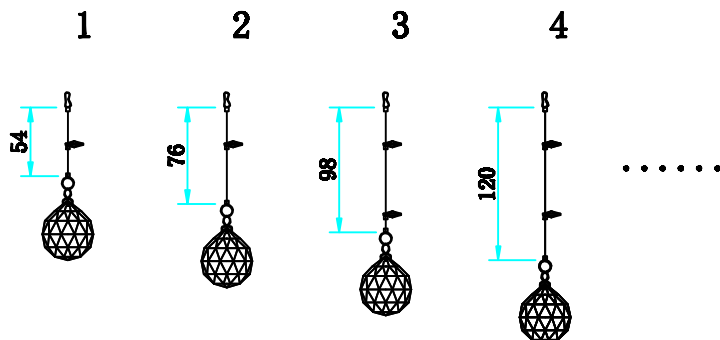

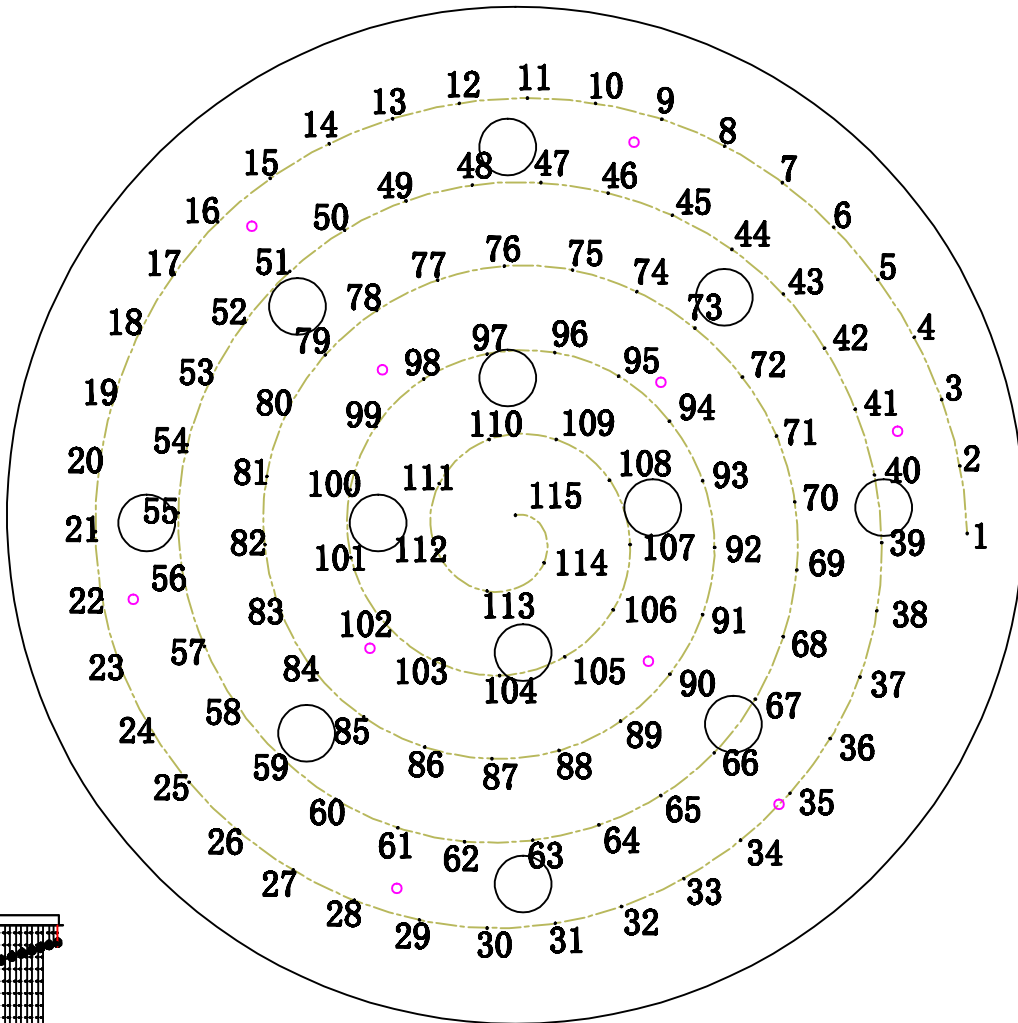
ASSEMBLE INSTRUCTION

6603C32C

110V GU10 BULB 12*35W

∅800*2700MM

1. PLEASE TAKE OFF THE PLASTIC SHEET FROM THE STAINLESS.
2. PLEASE WEAR THE GLOVES WHEN YOU HANGING THE CRYSTAL.
3. ALL THE CRYSTAL BALL ARE 40#.



NO.	1#~115#
Quantity	1pcs