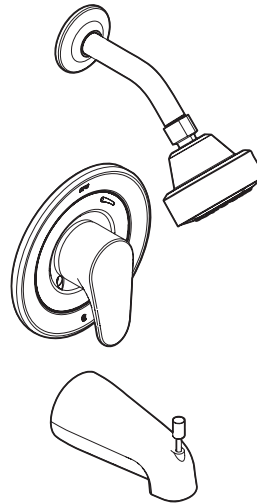




A Moen Incorporated Brand



Models:
46301CGR Series
46302CGR Series



Trims for Pressure Balancing Cycling In-Wall Valve w/Water-Saving Showerhead

DESCRIPTION

- Metal construction with various finishes identified by suffix
- 46301CGR–tub/shower trim w/slip fit tub spout
- 46302CGR–shower only trim
- Twelve (12) individual boxes per master carton

OPERATION

- Rotating style metal lever handle
- Temperature control by 150° arc
- Will operate with less than 5 lbs of torque
- Stainless steel escutcheon features red and blue molded in color, heat staked temperature indicators that withstand harsh abrasive
- Protective rubber gaskets surround interior and exterior rim
- Weep hole located at bottom of escutcheon
- Slip fit tub spout connects to 1/2" pipe with bottom 5/32" set screw

FLOW

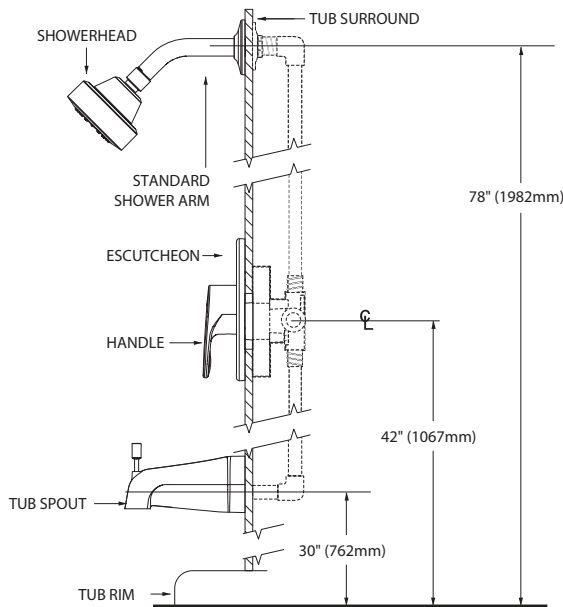
- Showerhead is limited to 1.75 gpm (6.6 L/min) at 80 psi

STANDARDS

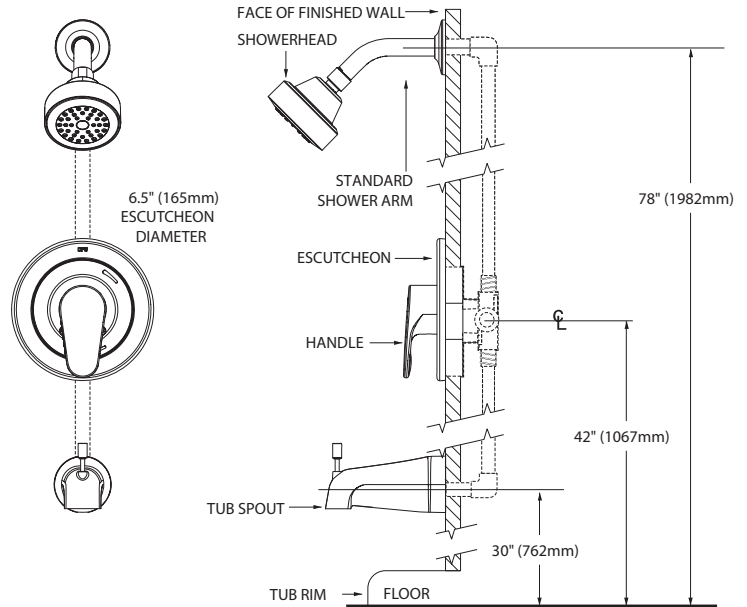
- Third party certified to WaterSense®, ASME A112.18.1/CSA B-125.1, and all applicable requirements referenced therein
- IAPMO Green Listed
- Features red/blue hot/cold temperature indicators
- ADA for lever handle

WARRANTY – RESIDENTIAL, COMMERCIAL

- Ten (10) year limited warranty against defects in materials and manufacturing workmanship
- Refer to the installation instructions enclosed with each CFG product or call 1-888-450-4910 for complete warranty information



THIN WALL



THICK WALL

CRITICAL DIMENSIONS

(DO NOT SCALE)