

HTL68 SERIES TAPE LIGHT

24V Submersible High Output

For water features or wet location applications, the Submersible tape is a highly sought after solution. With an IP68 outdoor submersible rating, our submersible tape can withstand most natural elements and can be field cut for custom applications making for a great go to for small ponds and fountain lighting solutions.

- Available in 3000K and 4000K color temperatures
- Up to 94+ color rendering index
- Lumen output ranging from 270Lm to 335Lm per foot
- Consumes up to 4.6W per foot
- IP68 submersible rating allows for water feature applications
- Cuttable every 3.94" with 16.4ft max run
- Dimmable (5-100%) with most ELV, TRIAC dimmers
- cULus Listed for indoor and outdoor wet locations
- 50,000 hours rated life



PROJECT:

TYPE:

LOCATION:

CATALOG NUMBER:



HTL68 SERIES QUICK SPECS

VOLTAGE	24V DC
WATTAGE	4.6W / ft
LUMENS	Up to 335Lm / ft
CCT	3000K / 4000K
CRI	94+
MAX RUN	16.4ft
CUTTING POINTS	*3.94" (100mm) - (Must be properly sealed)
IP RATING	IP68 - Encased
DIMMING	TRIAC / ELV (5 - 100%)
DIMENSIONS	12.5mm (0.49") W x 6mm (0.24") H
BEAM ANGLE	120°
OPERATING TEMP	5°C (41°F) to 70°C (158°F)
CERTIFICATIONS	cULus Listed - Damp / Wet Location
RATED LIFE	50,000 Hours

HTL68 SERIES IP RATINGS



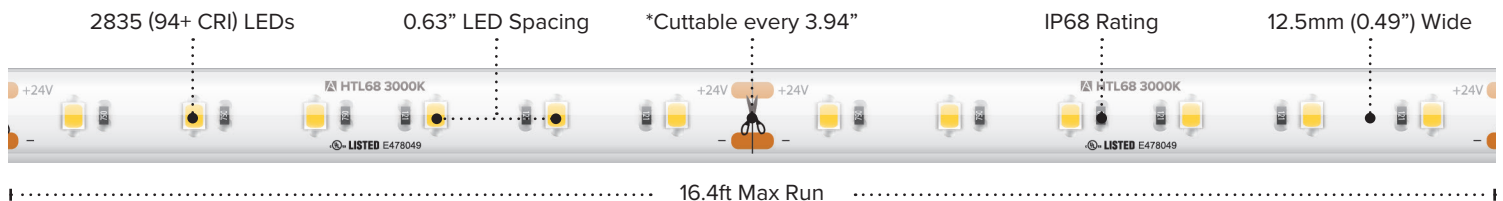
IP68 (Encased)*

Fully encased tape light in silicone injected jacketing that allows for wet location applications.

Best suited: Indoor & Outdoor wet locations

*Not intended for long-term submersion nor submersion greater than 1M in depth. Not intended for use in swimming pools or other water features where humans and/or animals may enter the water. Not suitable for exposure to chemicals.

HTL68 SERIES QUICK LOOK



HTL68 SERIES ORDERING INFORMATION

ITEM NUMBER	VOLTAGE	CCT	LENGTH	LUMENS / FT	WATTAGE / FT	IP RATING	CRI	CUTTING	MAX RUN
HTL68-WW	24V DC	3000K	16.4 ft	270Lm / ft	4.6W / ft	IP68	94+	3.94" (100mm)	16.4 ft
HTL68-WH	24V DC	4000K	16.4 ft	335Lm / ft	4.6W / ft	IP68	94+	3.94" (100mm)	16.4 ft


16.4ft Reels (IP68) Include: Attached IP68 Power Feed / (15) Mounting Clips / (2) IP68 End Caps

HTL68-RGB SERIES ACCESSORIES

ITEM NUMBER	DESCRIPTION
TL-2JUMP68-10	10ft Extension Cable (IP68)
TL-2JUMP68-20	20ft Extension Cable (IP68)
TL-CLIPS-15	IP68 Mounting Clips - Qty 15
TL-LCLIPS-15	IP68 "L" Mounting Clips - Qty 15
WIRE-15-2PIN	15ft (20/2) Wire Spool
WIRE-CMP-100-3PIN	100ft (16/3) In-wall Rated Wire Spool




TL-2JUMP68-10
TL-2JUMP68-20



TL-CLIPS-15



WIRE-15-2PIN



TL-LCLIPS-15



WIRE-CMP-100-3PIN

TLH68 SERIES QUICK SET-UP



RECOMMENDED POWER SUPPLIES

ITEM NUMBER	DESCRIPTION	MAX / MIN LOAD	INPUT VOLTAGE	OUTPUT VOLTAGE	DIMMABLE	DIMENSIONS
ADPTPRO-DRJ-30-24	Adaptive Pro Series 30W	30W / 3W	100-277V AC	24V DC	Yes*	6.49"L x 3.6"W x 1.02"H
ADPTPRO-DRJ-60-24	Adaptive Pro Series 60W	60W / 6W	100-277V AC	24V DC	Yes*	7.44"L x 3.77"W x 1.73"H
ADPTPRO-DRJ-96-24	Adaptive Pro Series 96W	96W / 9.6W	100-277V AC	24V DC	Yes*	8.70"L x 3.77"W x 1.73"H
ADPTPRO-DRJ-192-24	Adaptive Pro Series 192W (2 x 96W)	192W / 19.2W	100-277V AC	24V DC	Yes*	10.94"L x 4.33"W x 1.88"H
ADPTPRO-DRJ-288-24	Adaptive Pro Series 288W (3 x 96W)	288W / 28.8W	100-277V AC	24V DC	Yes*	11.92"L x 4.33"W x 1.88"H
ADPTPRO-200-24	Adaptive Pro Series 200W	200W / 20W	100-277V AC	24V DC	Yes*	10.07"L x 3.07"W x 1.85"H
ADPTPRO-300-24	Adaptive Pro Series 300W	300W / 30W	100-277V AC	24V DC	Yes*	10.86"L x 3.07"W x 1.85"H

5-in-1 Dimming Compatible With Most MLV, ELV, and TRIAC Dimmers